





2021022 ITF GROWTHPOINT Seniors S.A. Nationals

WD 30

Box 1

				1.	2.	3.	4.
TSA840115	GC		1. Kim PETERS Karyn HAMBRIDGE		6-0, 6-1	6-2, 6-0	6-1, 6-3
TSA820095	GN		2. Sanet MADER Soné HENDRIKS	0-6, 1-6		4-6, 0-6	1-6, 2-6
TSA902234	GC		3. Samantha WHITE Carmen SPENCE	2-6, 0-6	6-4, 6-0		4-6, 3-6
TSA851007	GN		4. [4] Carla SMITH Alexandra DREYER	1-6, 3-6	6-1, 6-2	6-4, 6-3	

Standings

1. HAMBRIDGE / PETERS

Points

Wins

Losses

Sets

Games






6 3 0 6 - 0 (100%) 36 - 7 (83.72%)

2. [4] DREYER / SMITH 4 2 1 4 - 2 (66.67%) 28 - 22 (56%)

3. SPENCE / WHITE 2 1 2 2 - 4 (33.33%) 21 - 28 (42.86%)

4. HENDRIKS / MADER 0 0 3 0 - 6 (0%) 8 - 36 (18.18%)

Box 2

				1.	2.	3.	4.	5.
TSA851192	GC		1. Debbie VAN ASWEGEN Vanessa EATON		6-0, 6-1	6-1, 6-1	6-1, 6-0	3-6, 6-4, 3-6
TSA911295	MPUM		2. Arina PIETERSE Lezahn GREEFF	0-6, 1-6		6-3, 6-3	1-6, 1-6	0-6, 1-6
TSA841071	GN		3. Carmen ROBERTS Neo MALOPE	1-6, 1-6	3-6, 3-6		5-7, 0-6	1-6, 1-6
TSA902198	FS		4. Elzane VALKS Sarah CUBITT	1-6, 0-6	6-1, 6-1	7-5, 6-0		3-6, 0-6
TSA820062	GC		5. Izelle TROSKIE Sari STEGMANN	6-3, 4-6, 6-3	6-0, 6-1	6-1, 6-1	6-3, 6-0	

Standings

1. STEGMANN / TROSKIE

Points

Wins

Losses

Sets

Games

8 4 0 8 - 1 (88.89%) 47 - 15 (75.81%)

2. EATON / VAN ASWEGEN 6 3 1 7 - 2 (77.78%) 45 - 15 (75%)

3. CUBITT / VALKS 4 2 2 4 - 4 (50%) 29 - 31 (48.33%)

4. GREEFF / PIETERSE 2 1 3 2 - 6 (25%) 16 - 42 (27.59%)

5. MALOPE / ROBERTS 0 0 4 0 - 8 (0%) 15 - 49 (23.44%)

1/2 Playoff

HAMBRIDGE / PETERS

STEGMANN / TROSKIE

HAMBRIDGE / PETERS

7-6, 6-4

3/4 Playoff

[4] DREYER / SMITH

EATON / VAN ASWEGEN

EATON / VAN ASWEGEN

6-1, 6-1

5/6 Playoff

SPENCE / WHITE	
CUBITT / VALKS	CUBITT / VALKS
	Walkover

7/8 Playoff

HENDRIKS / MADER	
GREEFF / PIETERSE	GREEFF / PIETERSE
	6-3, 7-6